



Micro Commercial Components  
 21201 Itasca Street Chatsworth  
 CA 91311  
 Phone: (818) 701-4933  
 Fax: (818) 701-4939

# 1N5391 THRU 1N5399

## Features

- Low Current Leakage
- Low Forward Voltage
- High Current Capability
- Low Cost

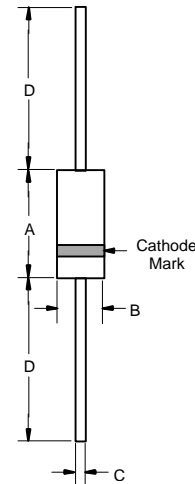
## Maximum Ratings

- Operating Temperature: -55°C to +125°C
- Storage Temperature: -55°C to +150°C
- Typical Thermal Resistance; 26°C/W Junction To Lead

MCC Catalog Number	Device Marking	Maximum Recurrent Peak Reverse Voltage	Maximum RMS Voltage	Maximum DC Blocking Voltage
1N5391	---	50V	35V	50V
1N5392	---	100V	70V	100V
1N5393	---	200V	140V	200V
1N5394	---	300V	210V	300V
1N5395	---	400V	280V	400V
1N5396	---	500V	350V	500V
1N5397	---	600V	420V	600V
1N5398	---	800V	560V	800V
1N5399	---	1000V	700V	1000V

## 1.5 Amp Rectifier 50 - 1000 Volts

### DO-15



### Electrical Characteristics @ 25°C Unless Otherwise Specified

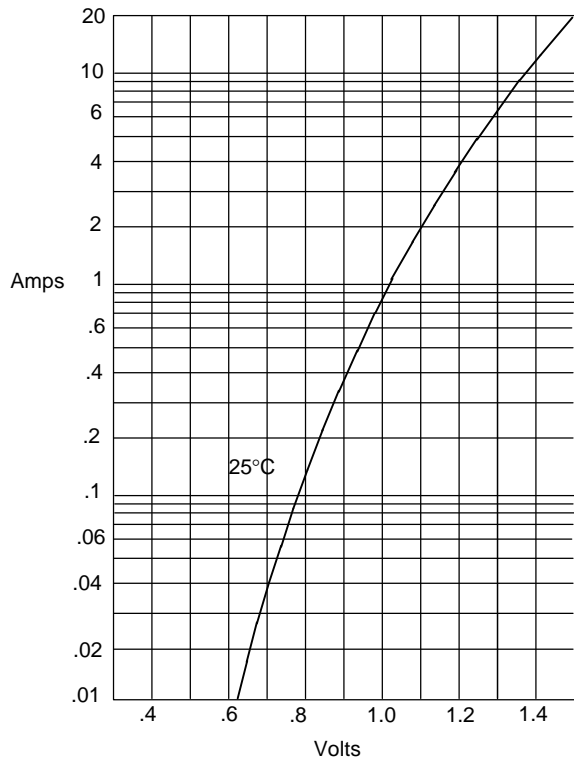
Average Forward Current	$I_{F(AV)}$	1.5A	$T_A = 70^\circ\text{C}$
Peak Forward Surge Current	$I_{FSM}$	50A	8.3ms, half sine**
Maximum Instantaneous Forward Voltage	$V_F$	1.1V	$I_{FM} = 1.5\text{A};$ $T_J = 25^\circ\text{C}^*$
Maximum DC Reverse Current At Rated DC Blocking Voltage	$I_R$	5.0 $\mu\text{A}$ 50 $\mu\text{A}$	$T_J = 25^\circ\text{C}$ $T_J = 100^\circ\text{C}$
Typical Junction Capacitance	$C_J$	20pF	Measured at 1.0MHz, $V_R=4.0\text{V}$

\*Pulse test: Pulse width 300  $\mu\text{sec}$ , Duty cycle 1%

\*\*8.3ms single half-wave superimposed on rated load(JEDEC method) at  $T_a=75^\circ\text{C}$ .

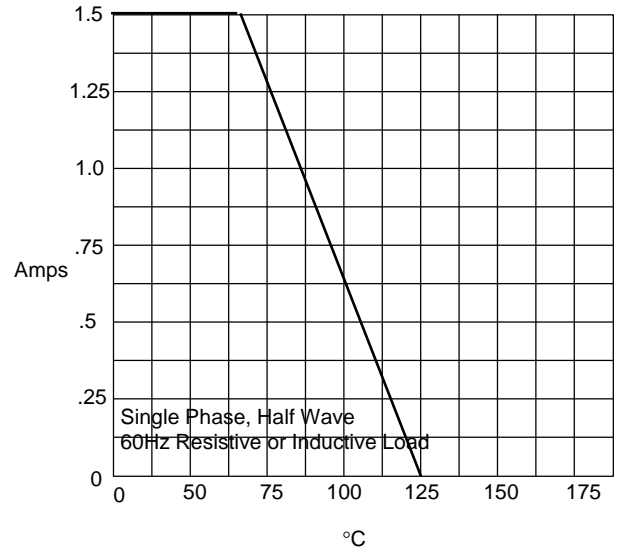
DIM	DIMENSIONS				NOTE
	INCHES		MM		
A	.230	.300	5.80	7.60	
B	.104	.140	2.60	3.60	
C	.026	.034	.70	.90	
D	1.000	---	25.40	---	

Figure 1  
Typical Forward Characteristics



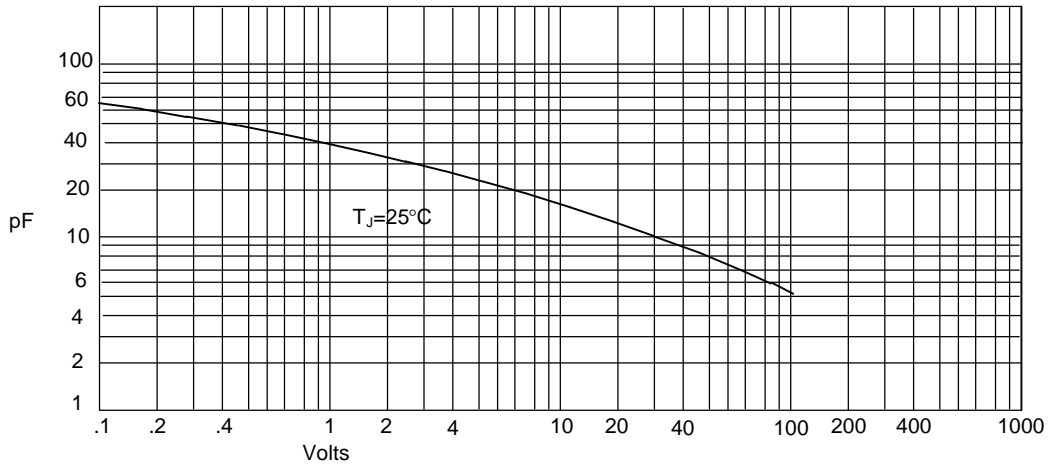
Instantaneous Forward Current - Amperes *versus*  
Instantaneous Forward Voltage - Volts

Figure 2  
Forward Derating Curve



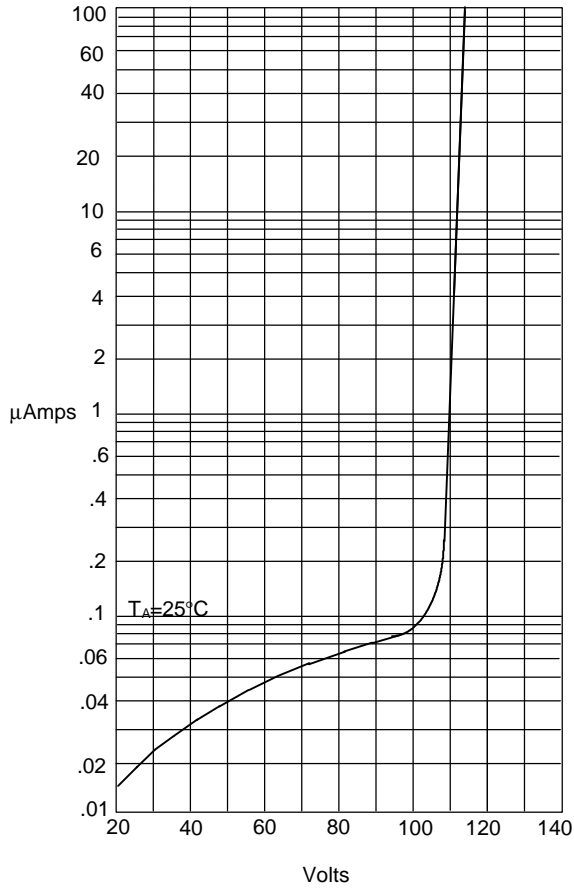
Average Forward Rectified Current - Amperes *versus*  
Ambient Temperature - °C

Figure 3  
Junction Capacitance



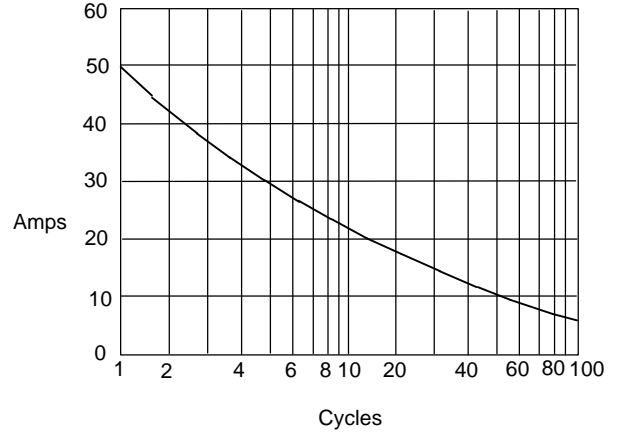
Junction Capacitance - pF *versus*  
Reverse Voltage - Volts

Figure 4  
Typical Reverse Characteristics



Instantaneous Reverse Leakage Current - MicroAmperes versus  
Percent Of Rated Peak Reverse Voltage - Volts

Figure 5  
Peak Forward Surge Current



Peak Forward Surge Current - Amperes versus  
Number Of Cycles At 60Hz - Cycles